

This document contains proprietary information and such information may not be disclosed to others for any purposes,
not used for sales/marketing/procurement purposes without written permission

REV	DESCRIPTION OF REVISION	ECN NO.	BY	DATE	APPROVED
A	Initial Release		H.wei	19/03/17	19/03/17

1 Electrical

- 1.1 Frequency: 0~300MHz
1.2 Working voltage: $\leq 750V$
1.3 Insulation resistance: $\geq 5000M\Omega$
1.4 Dielectric strength: 2000V
1.5 Center Contact resistance: $\leq 5M\Omega$
1.6 Outer Contact resistance: $\leq 5M\Omega$

2 Environmental&Mechanical

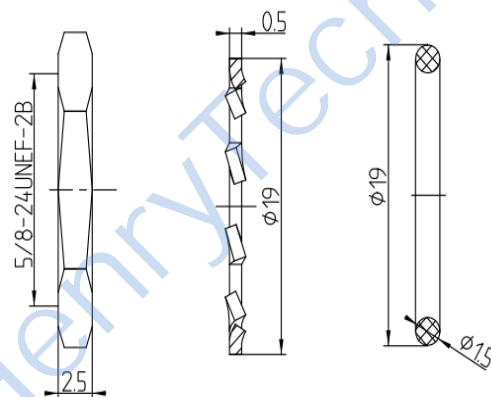
- 2.1 Temperature range: $-45^{\circ}C \sim 125^{\circ}C$
2.2 RoHs Compliant: Yes
2.3 Durability: >500 cycles

2 Material&Finish

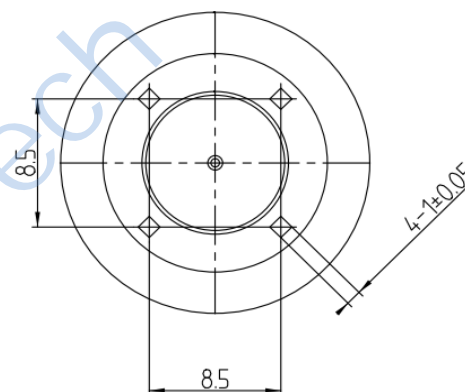
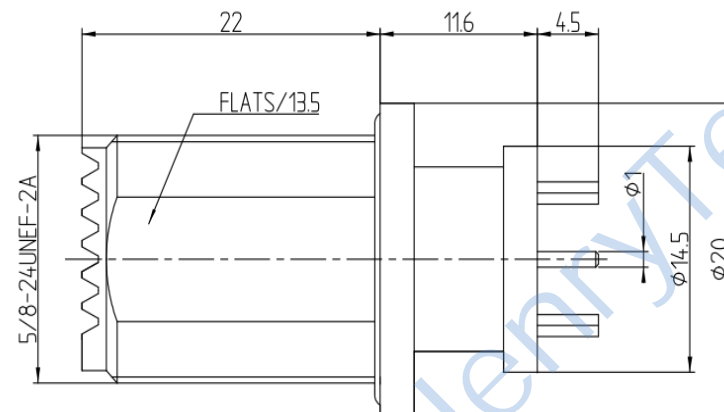
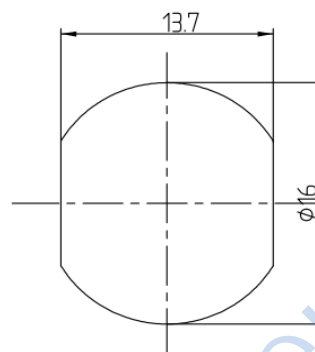
- 2.1 Inner Contact: Bronze, Gold plated
2.2 Outer Contact: Brass, Tri-metal plated
2.3 Insulators: Teflon
2.4 Nut: Brass, Tri-metal plated
2.5 Washer: Bronze, Tri-metal plated
2.6 Gasket: Silicon Rubber (black color)

Notes:

1. ALL SPECIFICATIONS ARE SUBJECT TO CHANGE NOTICE AT ANY TIME
2. CUSTOMER OUTLINE DRAWING FOR REFERENCE ONLY



Recommended Panel Cutout



DRAWN: H.wei 19/03/17
ENGINEER: L.yu 19/03/17
APPROVED: W.yi 19/03/17
TOLERANCES UNLESS OTHERWISE SPECIFIED
X ±0.50
.X ±0.20
.XX ±0.10
ANGLES ±1°

TITLE:

RF Coaxial Connector

UHF Female Bulkhead Conn.
PCB Mounting

PART NO: HL-UHF-KYHD-L



DIMENSION IN MILLIMETERS (mm)

SIZE:
A4

SCALE:
N/A

SHEET:
1/1

REV:
A