

1

2

3

4

This document contains proprietary information and such information may not be disclosed to others for any purposes, not used for sales/marketing/procurement purposes without written permission

REV	DESCRIPTION OF REVISION	ECN NO.	BY	DATE	APPROVED
A	Initial Release	—	H.wei	12/7/06	12/7/06

1 Electrical

- 1.1 Impedance: 50Ω
- 1.2 Frequency: DC-40GHz
- 1.3 VSWR: 1.25:1

2 Mechanical & Environmental

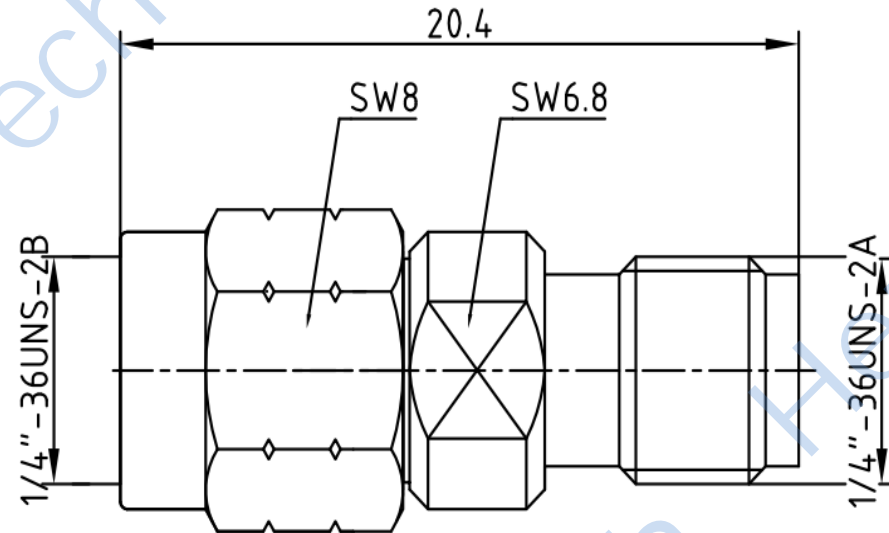
- 2.1 Temperature range -55°C ~ +165°C
- 2.2 Durability (matings) >500
- 2.3 RoHS Compliant Yes

3 Material & Finish

- 3.1 Pin contact: Beryllium-Copper, gold plated
- 3.2 Body: Stainless Steel (SU303), Passivated
- 3.3 Insulators: PEI


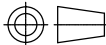
4 Interface Standards

- 4.1 2.92 MIL-STD-348A



Notes:

- 1. ALL SPECIFICATIONS ARE SUBJECT TO CHANGE NOTICE AT ANY TIME
- 2. CUSTOMER OUTLINE DRAWING FOR REFERENCE ONLY

DRAWN: H.wei 12/07/06	TITLE:				
ENGINEER: L.yu 12/07/06	Precision Adapter				
APPROVED: W.yi 12/07/06	2.92 Male to 2.92 Female	 DIMENSION IN MILLIMETERS (mm)			
TOLERANCES UNLESS OTHERWISE SPECIFIED					
X	±0.50	SIZE: A4	SCALE: N/A	SHEET: 1/1	REV: A
.X	±0.20	PART NO: HL-2.92-JKG			
.XX	±0.10				
ANGLES	±1°				